



**District Report Card: 2017**


<b>State:</b> Assam	<b>District:</b> Baksa
<b>Class:</b> 8	<b>Subject:</b> Language
<b>Schools:</b> 51	<b>Students:</b> 1011


**Participation/Coverage**


**Students**

<b>GENDER</b> 	Boys		Girls	
	Number	%	Number	%
	499	49.36	512	50.64

<b>AREA</b> 	Rural		Urban	
	Number	%	Number	%
	1011	100.00	0	0.00

<b>CATEGORY</b> 	SC		ST		OBC		GEN	
	Number	%	Number	%	Number	%	Number	%
	120	11.87	288	28.49	375	37.09	228	22.55

<b>CWSN</b> 	LD	VI	HI	S&LD	ID	Oth
	0	3	2	1	0	13

<b>Management</b> 	Government		Government-aided	
	Number	%	Number	%
	730	72.21	281	27.79

**Average Performance of Students in Language (%)**

Overall	Gender		Area		Management		Social Group			
	Male	Female	Rural	Urban	Govt.	Aided	SC	ST	OBC	GEN
53.54	55.02	52.11	53.54	0.00	53.36	54.02	59.61	47.85	55.50	54.33

### Performance on Learning Outcomes (LOs)

Learning Outcomes	Description	Average Performance(%)
L813	Read textual/non-textual materials with comprehension and identifies the details, characters, main idea and sequence of ideas and events while reading	53.54

Range of Performance of Students who Answered Correctly							
Below 30%		30% - 50%		50% - 75%		Above 75%	
Number	%	Number	%	Number	%	Number	%
158	15.63	267	26.41	455	45.00	131	12.96

### Lowest Performing Learning Outcomes (LOs)

1 - Read textual/non-textual materials with comprehension and identifies the details, characters, main idea and sequence of ideas and events while reading (53.54)